

Building Your Village to Increase Access to DSMES



Marci Butcher, RD, CDCES FADCES
Montana Diabetes Program – MT DPHHS
406-350-2658
marcene.butcher@mt.gov

1



System Gaps in US Diabetes Care

- Rising diabetes prevalence/undiagnosed cases
- Delayed or missed DSMES
- Disparities in outcomes
- Fragmented and reactive care
- Inadequate support for self-management
- Underuse and disparities in use of technology
- Economic burden
- Payer landscape complexities

Erin DaRosa & Teresa Martin, "Transforming Diabetes Care," ADCES25

2

Where can the DCES play a role to close gaps?

- Identify unmet needs
- Personalized experience
- Build trust
- Ease of access
- Belonging and support
- Deliver value – how can we make our patients' lives easier?



Erin DaRosa & Teresa Martin, "Transforming Diabetes Care," ADCES25

But can we do this alone?

3

"Everyone wants a village, but no one wants to be a villager."

4

Best way to
build a village:

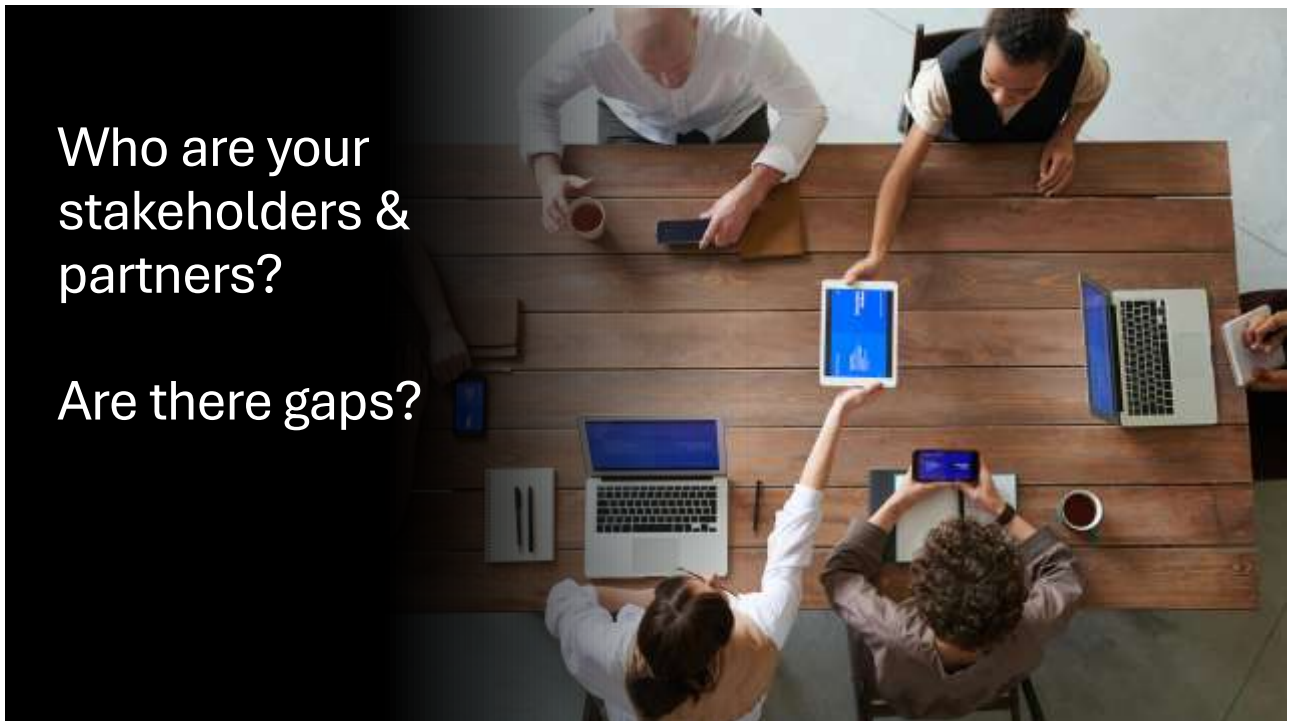
**Host something
you are excited
about!**



5

Who are your
stakeholders &
partners?

Are there gaps?




6

Web of Connections Group Activity

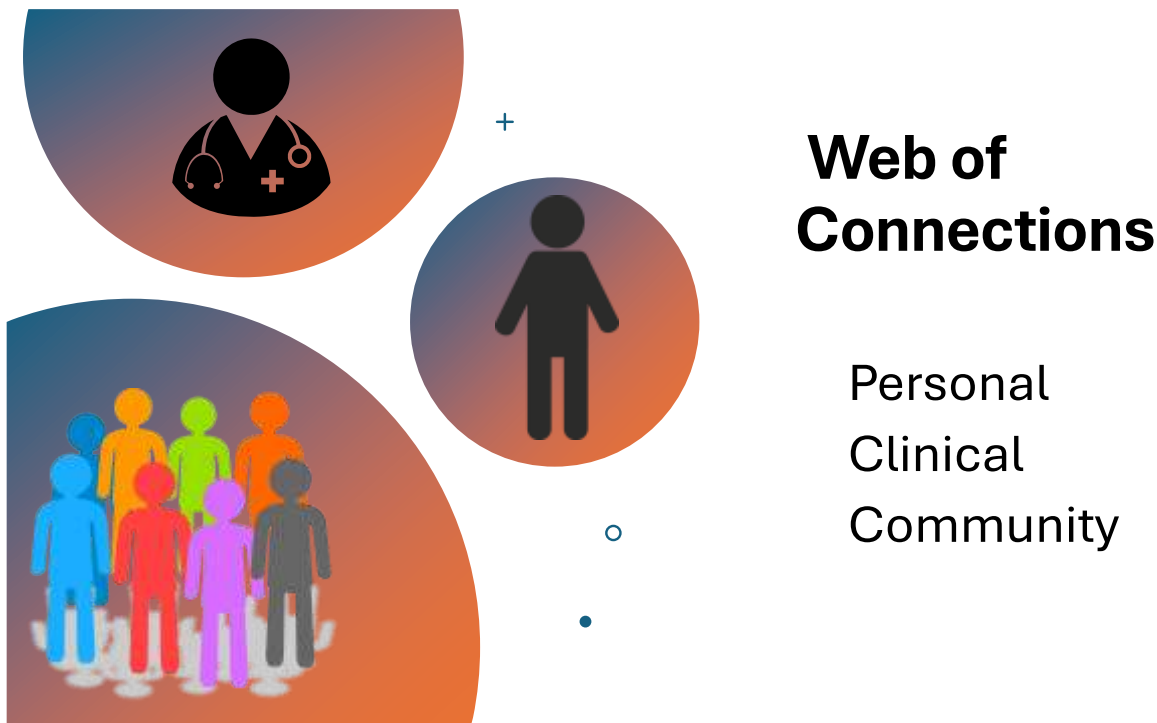
Instructions:

1. Divide evenly into groups **at each large Post-It wall notes.**
2. Determine who will be the writer.
3. Use the **BLACK** Sharpie to write on small sticky notes.
4. Leave empty spaces as we move through the prompts as you may have ideas pop up later.
5. Feel free to collaborate and utilize ideas from others. All ideas fit!



Note: These connections may change and will hopefully grow your web larger over time!

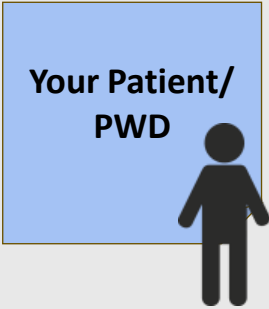
7



8

Step 1: Identifying your “web” of connections!

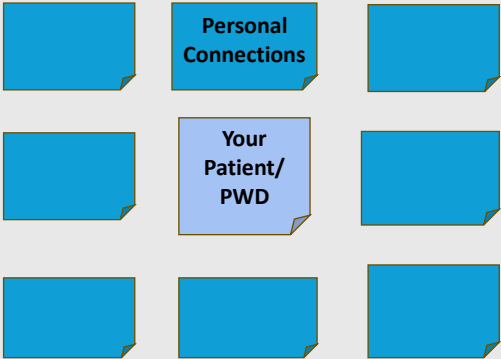
Who’s at the center of our work?



9

Step 2: What personal connections are important to the PWD ?

What connections at the personal level impact a person’s ability to self-manage their diabetes?



10

Step 3: What clinical connections are important to this work?

Who else is working in the clinical or health care space to help improve diabetes care?

Clinical Connections

Personal Connections

Your Patient/PWD

11

Step 4: What community connections are important to this work?

Clinical Connections

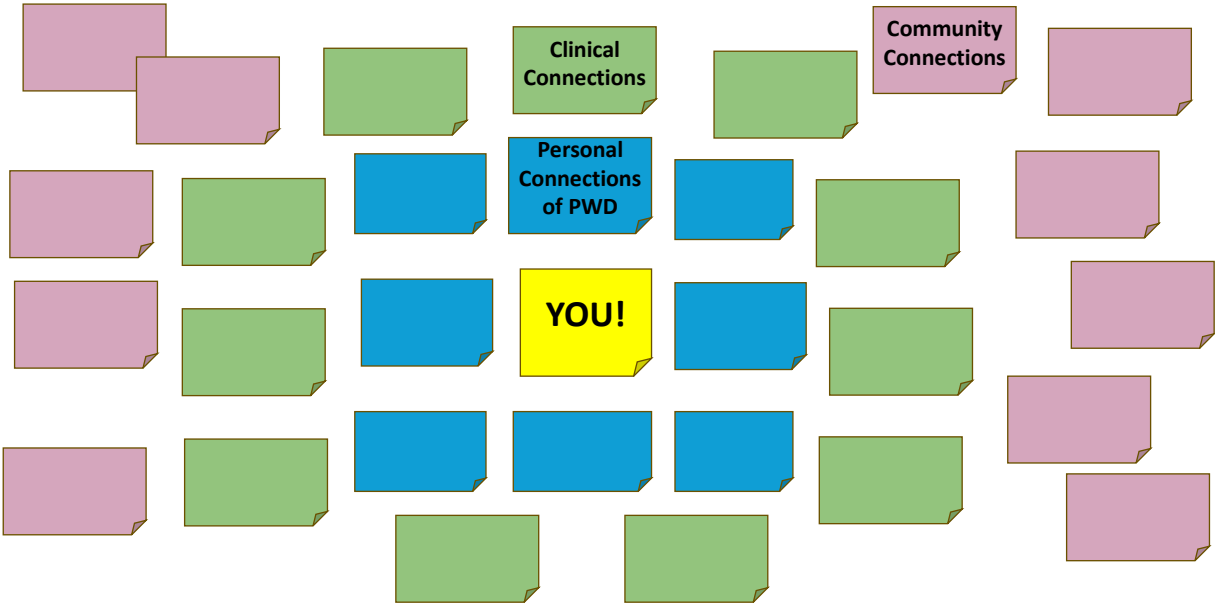
Personal Connections

Your Patient/PWD

Community Connections

12

Step 5: What's YOUR relationship to all of these connections?



13

Village Relationships – Strength/Quality

Focusing on diabetes care and education:

1. Rate the strength of each relationship: _____
2. Rate the quality of communication: -----

Colors indicate the strength and quality of communication of each connection:

- GREEN = great, nearly perfect, sets an example**
- BLUE = OK, could use some work, + and -**
- RED = poor, needs work, not perfect at all**

14

Your Village – Areas for Improvement

1. What are the main reasons for your **positive** relationships and communication?
2. What are the main reasons for your **medium** relationships and communication?
3. What are the reasons for your **poor** relationships and communication?
4. How might you address your **medium** and **poor** relationships and communication – how to turn these opportunities?

Bonus introspection! How would you describe these relationships between the you and your patients? How can you improve?

15

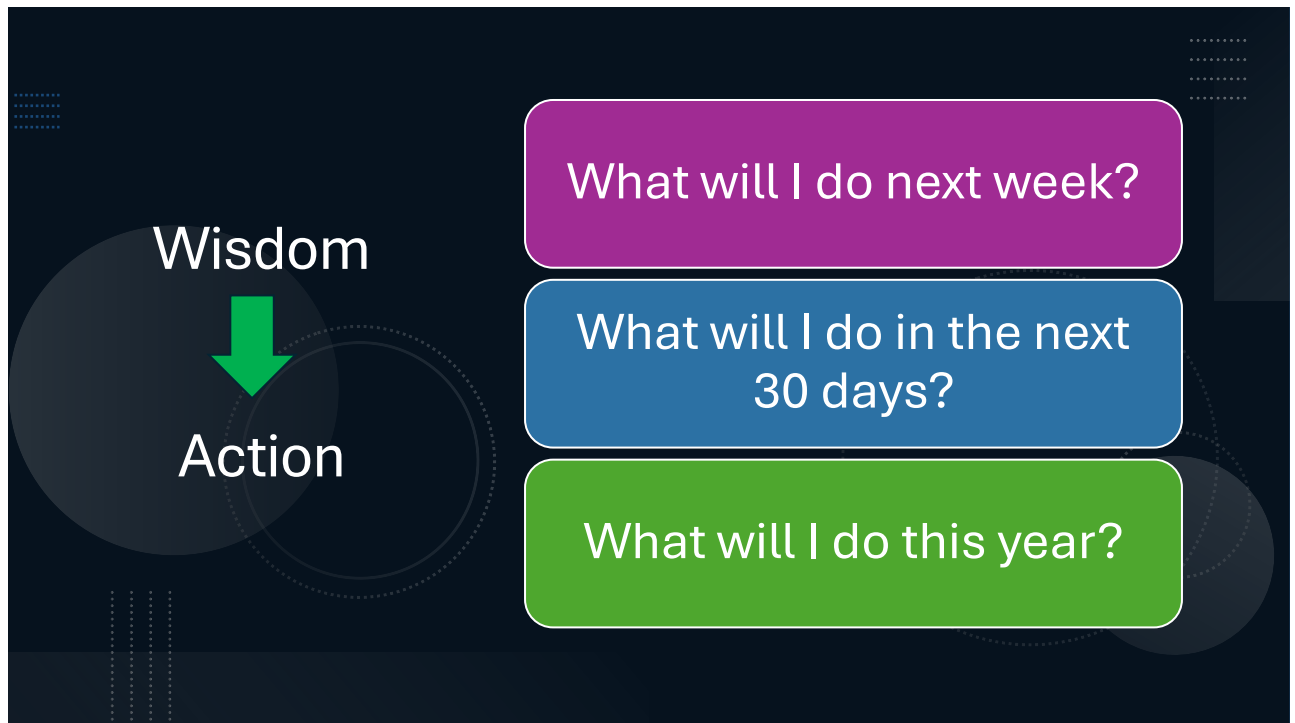


16

Using these relationships, what can you DO to improve DSMES engagement? How can you:



17



18

SMARTIE Goals:

Building Your Village

7 | 30 | 365

- Specific/Strategic
- Measurable
- Achievable/Ambitious
- Realistic
- Time Based
- Inclusive
- Equitable

19

Building A Village: From Wisdom to Action



Thank you!

20